


Product Specification

FOUNDATION™ Fieldbus
Profibus PA

XE Megablock Series



XE Megablocks provide for Fieldbus Device connections and include integrated short circuit protection (SpurGuards™). They have been designed and hazardous area certified for Increased Safety (Ex e) applications. Refer to PS-001 “Megablock Series Product Overview” for the basic capabilities of the Megablock series. For Fieldbus Power Supplies, see the FPS-I, FPS-DT, or F8xx series. Contact MTL (www.mtl-fieldbus.com) for pricing and delivery.

Related Documents:

- PS-001: Megablock Product Overview
- 501-400: XE Megablock Installation Instructions
- 501-123: Relcom Fieldbus Wiring Guide

Accessories

- | | |
|-----------------------------------|------------|
| XE Megablock Terminator | FCS-MBT-XE |
| Heavy Duty DIN rail end stop | FCS-A06 |
| 35 mm DIN Rail, aluminum, 1 meter | FCS-A01 |

Part Number

Specifications	
Mounting Requirements	35mm DIN Rail; IP54 (minimum) Enclosure
Wire Capacity	12-24 AWG, 2.5mm ² maximum
Case Material	Lexan Polycarbonate
Operating Temperature	-45°C to +70°C
Storage Temperature	-50°C to +70°C
Humidity	0 to 90% (non-condensing)
Screw Torque Range	0.5-0.6 Nm
Weight	130, 230, 390, 340, 400 grams (2, 4, 8, 10, 12 Port)
Minimum Input Voltage¹	10V
Maximum Input Voltage	30V
Maximum Input Current	1.5A
Unloaded Current Consumption	1.4, 1.7, 2.5, 2.9, 3.2 mA (2, 4, 8, 10, 12 Port)
Spur Device Current	29mA maximum (recommend only one Device per spur)
Spur Short Circuit Current	40mA maximum
Trunk to Trunk Voltage Drop	0.1V maximum
Trunk to Spur Voltage Drop	0.3V maximum

Note 1: The minimum input voltage guarantees that the Spur output under full load will be at least 9.3V so that the device will see at least 9.0V.

Product specifications are subject to change without notice.

XE Megablock Selection:

Use the following table to determine which XE Megablock product is suitable for your application. The table includes only those XE Megablocks that are standard production. Other versions are available that require minimum purchases and longer lead-times. This includes Terminator variations (without, with, or switchable), connector variations (Pluggable Spring Clamp), and other SpurGuard™ current outputs (30mA, 50mA, or 60mA). Consult MTL about these other versions.

All Megablocks are useable in a non-hazardous area when installed per the installation instructions.

SpurGuard™	Device Ports	Terminator	CENELEC
F245-XE	4	–	✓
F247-XE	4	✓	✓
F251-XE	8	–	✓
F253-XE	8	✓	✓
F257-XE	10	–	✓
F259-XE	10	✓	✓
F271-XE	12	✓	✓

Note: Normally only one Megablock containing a built-in (fixed) Terminator exists on a single segment. Each segment must contain two Terminators and one is usually included in the Fieldbus Power Supply which is normally located in the control room.

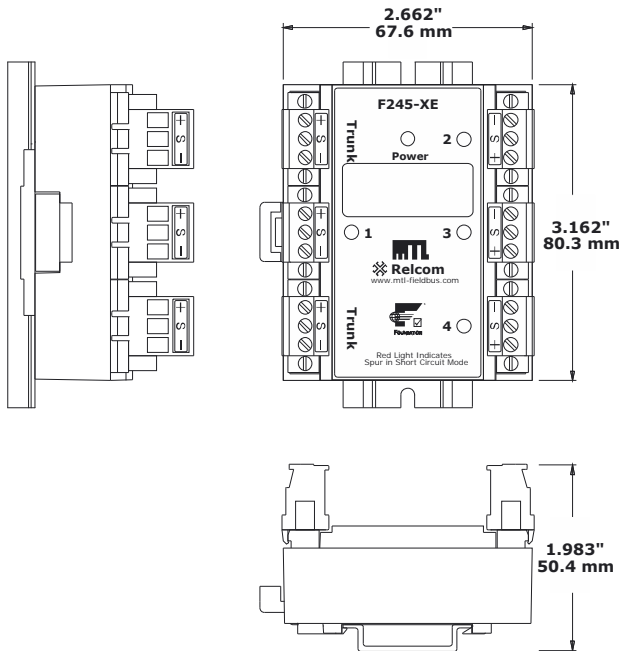
Approvals:



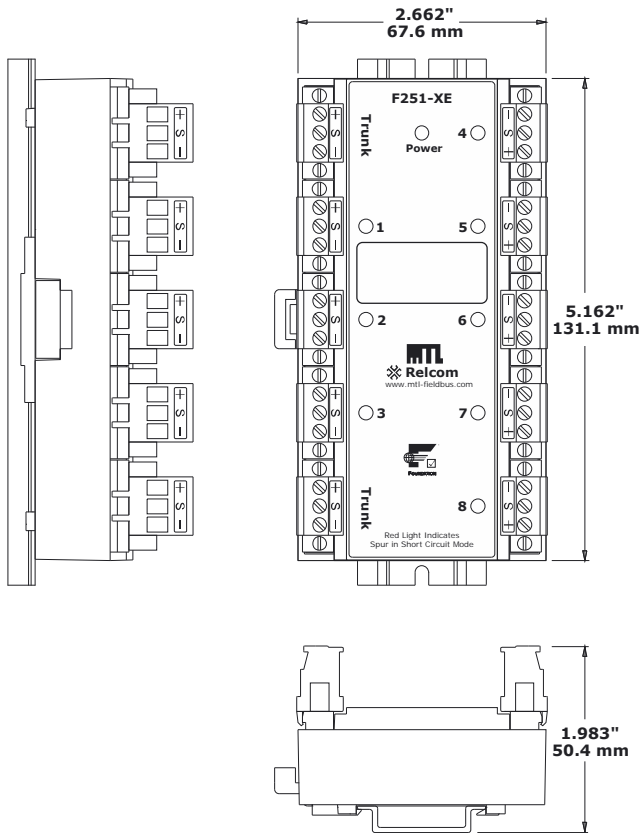
Region (Authority)	Standard	Certificate	Approved For	Ratings
Global (FF)	FF-846	DC067300	Foundation Fieldbus	See Specifications
EU (Relcom)	EN61326		Class A Industrial Locations	CE
EU (KEMA)	IEC 60079-0 IEC 60079-18 IEC 60079-7	KEMA 05ATEX2006X	II 2 G Ex em IIC T4	Ui=30V, Ii=1.5A

Relcom SpurGuard™ technology is protected by multiple US patents: 6,366,437 6,369,997 6,519,125

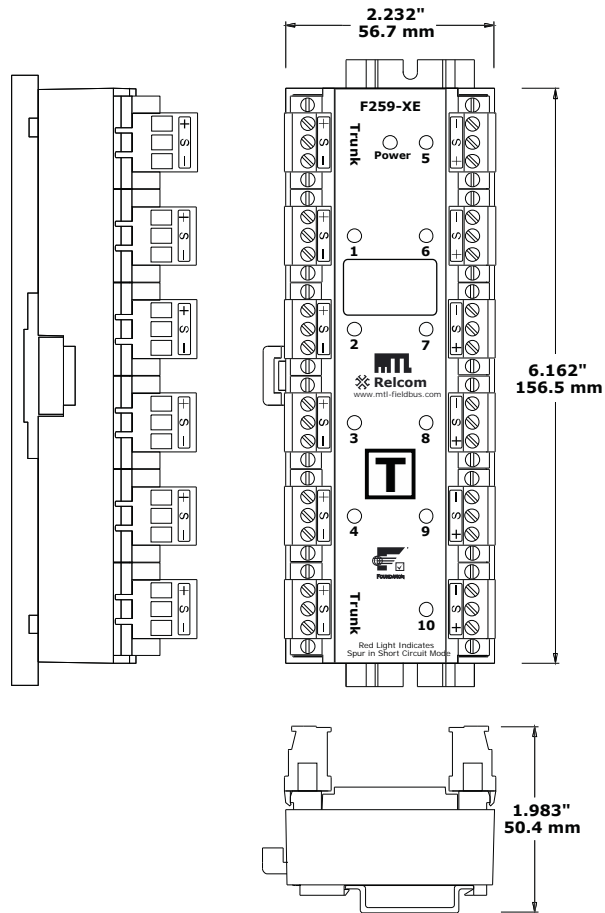
4 Port XE Megablock Dimensions



8 Port XE Megablock Dimensions



10 Port XE Megablock Dimensions



12 Port XE Megablock Dimensions

